



# UNIQUELY YOURS

ALUMINUM STORM DOORS



800.475.5061 | [gerkin.com](http://gerkin.com)

# UNIQUELY YOURS

## ALUMINUM STORM DOORS

### DECADES OF PROVEN PERFORMANCE


If you want a door perfectly designed for your home, your budget, and your lifestyle, our Uniquely Yours series offers a variety of custom combinations.

Select one of thirteen models. Customize it by choosing from six colors and four different kinds of hardware. Our doors can be further appointed with additional custom features such as brass or pewter sill expanders and head ventilators. Ask us how!



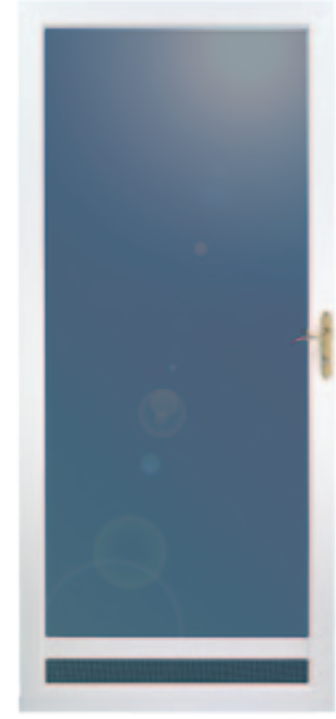
### Model 901

- Self-storing with a durable, aluminum clad polyethylene core high kick panel
- Perfect for homes with pets and/or children
- Heavy-duty aluminum frame with corner gussets
- Tempered glass for safety



### Model 902

- Self-storing with a durable, aluminum clad polyethylene core high kick panel
- Perfect for back or side door location
- Large glass/screen area provides ample ventilation
- Heavy-duty aluminum frame with corner gussets
- Tempered glass for safety



### Model 903

- Full-view design
- Brightens and beautifies any entry
- Bottom vent reduces heat build up
- Heavy-duty interchangeable glass/screen
- Heavy-duty aluminum frame with corner gussets
- Tempered glass for safety

# UNIQUELY YOURS

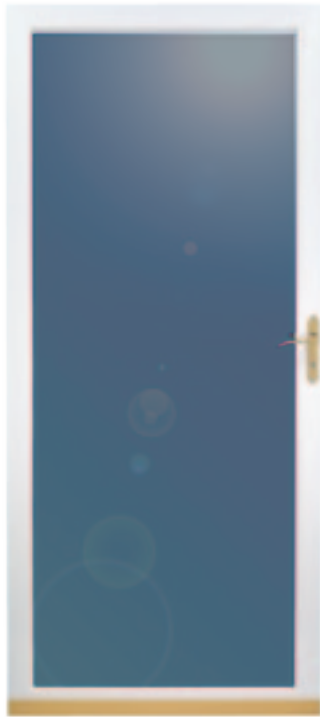
## ALUMINUM STORM DOORS

### DECADES OF PROVEN PERFORMANCE

Gerkin Windows and Doors has been building storm doors for over 60 years. Our experience tells us that many companies try to build a door that fits a particular price point while forgetting about quality and value.

We will never compromise our product quality or value for a price point. Our doors are offered by independent dealers and distributors that appreciate unmatched quality and customer-friendly choices in door styles, hardware and accessories.

Gerkin offers three storm door categories: Classic, Uniquely Yours and Cabrio. All of our doors are guaranteed for as long as you own your home.



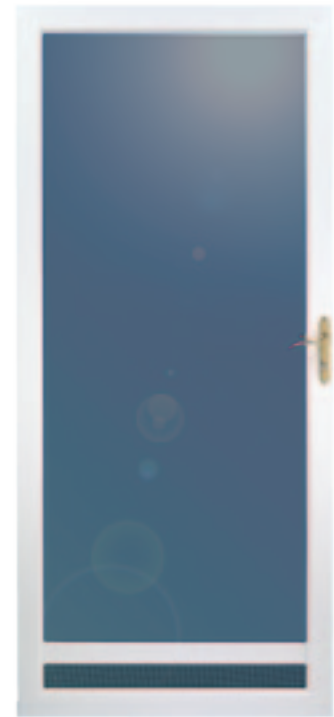
### Model 904

- Full-view design
- Heavy-duty interchangeable screen
- Heavy-duty aluminum frame with corner gussets
- Enhances any doorway with a classic design
- Tempered glass for safety



### Model 905

- Low vented full-view design
- Brightens and beautifies any entry
- Bottom vent reduces heat build up
- Heavy-duty aluminum frame with corner gussets
- Tempered glass for safety



### Model 906

- High performance Low E glass
- Full-view design
- Insulated glass unit for energy efficiency
- Brightens and beautifies any entry
- Bottom vent reduces heat build-up
- Heavy-duty aluminum frame with corner gussets
- Tempered glass for safety

# UNIQUELY YOURS

ALUMINUM STORM DOORS

DECADES OF PROVEN PERFORMANCE



## Model 907

- Heavy-duty screen door
- Heavy-duty aluminum frame with corner gussets
- Full screen with mullion allows maximum ventilation



## Model 911

- Durable aluminum clad, polyethylene core high kick panel
- Interchangeable glass window and screen
- Perfect for homes with pets and/or children
- Tempered glass for safety



## Model 912

- Self-storing with high kick plate and decorative grill
- Decorative plant on kick panel for traditional look
- Heavy-duty grills won't bend or break
- Heavy-duty aluminum frame with corner gussets
- Perfect for homes with pets and/or children
- Tempered glass for safety

# UNIQUELY YOURS

ALUMINUM STORM DOORS

DECADES OF PROVEN PERFORMANCE



## Model 914

- Self-storing mid-view with decorative grill
- Decorative plant on kick panel for provincial look
- Heavy-duty grills won't bend or break
- Heavy-duty aluminum frame with corner gussets
- Perfect match to complement windows with Colonial grills
- Tempered glass for safety



## Model 916

- Full-view design
- Heavy-duty interchangeable screen
- V-groove bevel for beautiful finishing touch
- Brightens and beautifies any entry
- Bottom vent reduces heat build up
- Heavy-duty aluminum frame with corner gussets
- Tempered glass for safety

# UNIQUELY YOURS

ALUMINUM STORM DOORS

DECADES OF PROVEN PERFORMANCE



## Model 943

- Full-view design
- Heavy-duty interchangeable screen
- V-groove bevel for beautiful finishing touch
- Enhances any doorway with a classic design
- Tempered glass for safety
- Heavy-duty aluminum frame with corner gussets



## Model 949

- Self-storing full-view
- Maximum ventilation with classic full view look
- Enhances entry with traditional design
- Tempered glass for safety
- Heavy-duty aluminum frame with corner gussets

# UNIQUELY YOURS


ALUMINUM STORM DOORS

## UNIQUELY YOURS | FEATURES



### **Lifetime Hinges:**

Our self-lubricating hinges are made from extruded aluminum and have an exclusive lock-in feature.



### **Aluminum Clad,**


### **Polyethylene Core Kick Panels:**

Our kick panels are built "kid tough" to withstand years of daily use.



### **Foam Insulated Frame:**

Heavy duty, smooth aluminum with baked-on enamel finish is foam insulated for better energy efficiency.



### **Adjustable Sill Expander:**

Two flexible sweeps and our sloped design expander provide a tight seal at the threshold.



### **Concealed Installation Screws:**

All Gerkin doors come with z-bar screw covers. This ensures a clean and finished appearance from the outside.



### **Deep Wool Pile Weatherstripping:**





This excellent weatherstripping seals out the elements at the head and jambs.

# UNIQUELY YOURS


## ALUMINUM STORM DOORS

### UNIQUELY YOURS | COLORS & HARDWARE

Our Uniquely Yours doors are designed for the customer who knows what they want but can't find it with typical standardized stock doors. Uniquely Yours offers nearly endless combinations to choose from for door styles, hardware, accessories and colors. Make your next door Uniquely Yours!



**Available Colors:**  
White, Almond, Sandstone,  
Bronze, Green & Black.



**Dakota:**  
Pewter, Brass & Oil Rubbed Finish.



**Seville:**  
Pewter, Brass & Oil Rubbed Finish.



**Dakota Painted:**  
White, Almond, Sandstone,  
Bronze, Green & Black.




**Alpine:**  
Brass, Satin Nickel  
& Oil Rubbed Finish.




# UNIQUELY YOURS

ALUMINUM STORM DOORS

UNIQUELY YOURS | ACCESSORIES



**Sill Expander:**  
Anodized Brass or Pewter Sill Expander available on all models (brass pictured).



**Head Ventilator:**  
Reduces heat build up between storm door and entry door (available on all models).



**Side Lites:**  
Complete your entryway with maintenance free Gerkin side lights. These fixed glass panels will increase insulating efficiency and reduce deterioration of your side lites.



**Traditional Design Molding:**  
Available on models 901 and 911.



**Provincial Design Molding:**  
Available on model 902 and 914.